



## Decorate a tree

wildlife  
 watch



### You will need


- Ribbon or string




- Scissors




- Natural objects such as twigs, leaves, dried fruit, feathers




- Coloured wool and beads



- 1 Get creative! Use your natural objects to make decorations.



- 2 Attach the ribbon or string by either tying it around your decoration or by cutting a hole and threading it through.



- 3 Find a tree! Use your ribbon or string to attach your decorations to your favourite tree.




Illustration: Corinne Welch © Copyright Royal Society of Wildlife Trusts 2015