



How to make an animal footprint trap

wildlife
watch

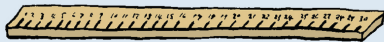


You will need:

- old baking tray



- long ruler



- fine grain sand



- water



- low-sided dish




- meaty cat or dog food



- footprint ID guide




- 1 Fill an old baking tray with damp sand and smooth out the surface with a ruler.



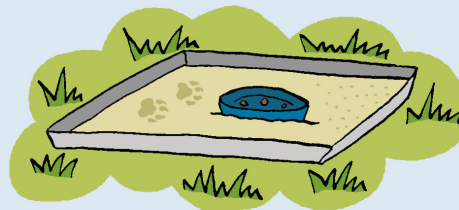
Check to make sure your fingers leave a mark.

- 2 Place hedgehog food or meaty cat or dog food in a low-sided dish in the middle of the tray.



(you could also try mealworms or chopped, unsalted peanuts)

- 3 Leave the trap overnight in a garden and check in the morning for footprints left by curious visitors.



hedgehog



fox



cat



bird



squirrel