



Make a butterfly painting

wildlife
 watch



You will need

- Water-based paints



- Brushes



- Pastel coloured sugar paper



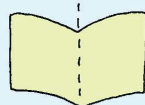
- Marker pen




- Plenty of newspaper (to cover tables!)



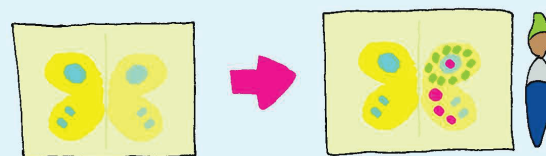
- 1 Fold a piece of sugar paper in half, side to side, and open it out.



- 2 Paint the shape of butterfly wings on one half. Fold the paper over again and press it down.



- 3 Open out the paper and add more colours to one side. Refold and press.



- 4 When the butterfly wings are dry, add a body and antennae with a marker pen.

