



Make a butterfly feeding table

wildlife
 watch



You will need

- Four metal screw eyes



- 30cm square piece of plywood



- String



- Jam jar lids



- Sugar solution
 (sugar dissolved in hot water – use when cool)




- Coloured card




- Scissors



- 1 Screw the metal eyes into the four corners of the plywood.



- 2 Thread a one-metre piece of string through two of the eyes and over a tree branch before securing with a knot. Repeat for the other side of the table.




Make sure the table isn't hanging at an angle.

- 3 Pour sugar solution into jam jar lids and carefully place them on the table.



- 4 The butterflies will be attracted by the sugar solution, but try making your table more appealing by cutting flower shapes from coloured card and placing them under the lids on the table.



Do the butterflies prefer different colours or shapes?