



Bee identification

All
 bumblebees
 shown are
 worker
 bees

Wild
 About
 Gardens











 <p>14-17mm</p> <p><input type="checkbox"/> Buff-tailed bumblebee</p>	 <p>12-18mm</p> <p><input type="checkbox"/> Willoughby's leafcutter bee</p>	 <p>11mm</p> <p><input type="checkbox"/> Red mason bee</p>	 <p>10-16mm</p> <p><input type="checkbox"/> Tree bumblebee</p>	 <p>12-18mm</p> <p><input type="checkbox"/> White-tailed bumblebee</p>
 <p>13-14mm</p> <p><input type="checkbox"/> Red-tailed bumblebee</p>	 <p>10mm</p> <p><input type="checkbox"/> Tawny mining bee</p>	 <p>13mm</p> <p><input type="checkbox"/> Common carder bee</p>	 <p>13mm</p> <p><input type="checkbox"/> Wool carder bee</p>	 <p>14-15mm</p> <p><input type="checkbox"/> Hairy footed flower bee</p>

Illustration: Corinne Welch © Copyright Royal Society of Wildlife Trusts 2017