



# UK Skills Contest - Skills Show

## NEC 2015

### Cabinet Making (Basic Course)

#### 1. Task Assignment

**Task 1** consists of assembling a box using a plan which will be handed out to contestants on the day of the competition.

The provided components will already be machined.

The box shall be assembled using dovetail joints, with its bottom locked into position by grooves.

All the fabrication details shall be revealed on the day of the competition.

Types of wood used: Sides, front and back of the box: wood.

Bottom: 6mm plywood.

**Task 2** consists of cutting by hand tools only pre marked joints 1 mortise and tenon and 1 dovetail (mortise will be pre-cut)

**Allocated Time:** 3 hours of competition.

#### 2. Requirements

- Contestants will start and finish work as instructed by the judges
- Contestants must respect the safety rules.
- The use of any electrical tool is forbidden. Only professional hand tools shall be used. All parts will already been machined (wood-bending, grooves, mortises). Contestants will use hand tools to complete task 2, assemble the parts by hand, and finally perform the sanding.






- Contestants will manage their time in order to complete the box within the allocated time. It is strongly recommended to perform the assembling and the gluing of the parts before the morning break, so that the contestants may then remove the clamps and complete their work.
- If any defects are found, contestants can have the parts replaced before the beginning of the competition. Two (2) points shall be deducted for any replacements requested once the competition has begun. Furthermore, contestants may only request the replacement of 1 parts maximum.
- Contestants are allowed to use a quick-setting glue.
- The jury will inspect the contestants' toolboxes before the competition. Any tool not referenced in chart n°6 and which may cause safety concerns or give a clear advantage to its user will be removed.
- If there is a power stoppage, breakdown of equipment or accident, the contestants must
- act accordingly to the instruction of the organiser
- If during the competition a contestant feels they must leave their work (e.g. medical reasons, toilet break), they will have the time recorded on a 'time out' sheet by a member
- of staff
- No mobile telephones are allowed in the competition room
- The judges' decision is final
- Contestants who arrive late for the event will not receive additional time
- Any contestant caught cheating, talking to someone from the public or using a communication device will suffer a penalty of 5 points for the first transgression. A second transgression will lead to an exclusion from the contest.

### 3. Procedure

Contestants will be welcomed on the work area for Cabinet Making (Basic Course) by the members of the jury. A briefing about the organisation of the contest and the safety rules will be arranged and the jury will perform an inspection of the contestant's toolboxes. Contestants will draw lots to be assigned to a work station, where they may drop off their tools.


#### 1. List of the provided equipment

*Non-exhaustive list.*






N°	Equipment	Photo	Qty per contestant	Notes
01	Altuglas		1	6mm thick. The Altuglas panel will be cut to the required dimensions.
02	Vinyl glue		1	Quick-setting glue
03	Plywood		1	6mm thick, the plywood panel will be cut to the required dimensions.
04	Timber		Several pieces	Type of wood to be used for hand tool task. Dimensions will be revealed on the day of the contest.
05	Timber		Several pieces	Type of wood to be used for the box. Dimensions will be revealed on the day of the contest.

## 2. List of tools to be brought for each contestant





N°	Tool	Photo	Qty	Notes
01	Handsaw		1 or more	Contestant's choice

02	Mortise chisel		1 set	Recommended : 1 of 6mm and 1 of 8mm
03	Chisels n°6, 8, 15 and 35		1 set	Recommended : 1 of 6mm, 1 of 8mm, 1 of 15mm et 1 of 35mm
04	Hand plane		1 set	Contestant's choice
05	Flat-head and cross-head screwdrivers		1 set	Contestant's choice
06	Hammer and mallet		1 of each	Contestant's choice
07	Sanding block and sandpaper		1	Prepare 80, 100 and 150 grit
08	Marking gauge		1 set	Contestant's choice
09	Set square		1	
10	Bevel gauge		1	

11	Ruler		1	
12	Meter		1	Contestant's choice
13	Pencils		Several	Contestant's choice
14	Clamps		Several	Contestant's choice, minimum recommended : 2 of 60 cm, 2 of 40 cm and 2 of 20 cm
15	Clamping wedges	Various lengths and thicknesses	1 set	Hardwood
16	Toolbox		1	Containing various professional tools to be validated by the jury

### 3. List of facilities installed at the contest site

N°	Equipment	Photo	Qty	Notes
01	Workbench		1	
02	Chair		1	

03	Sawhorses		1 pair	
04	Storage tray		1	60 x 1200

## Evaluation Criteria



N°	Items to be Evaluated	Scoring scale
01	Respect of the main dimensions	10
02	Quality and precision of the assemblies	40
03	Squareness and planimetry	05
04	General aspect of the box	16
05	General aspect of the hand tool task	18
06	Quality of the sanding, appearance of the surfaces	07
07	Materials, replacement requests	04
<b>Total</b>		<b>100</b>